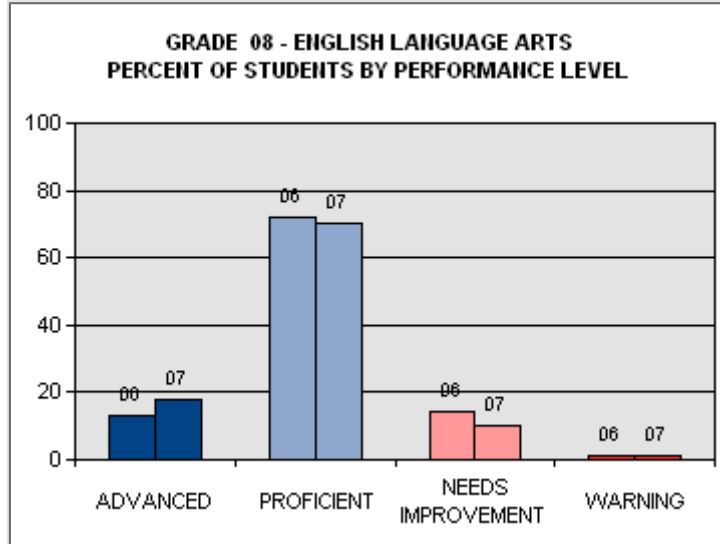
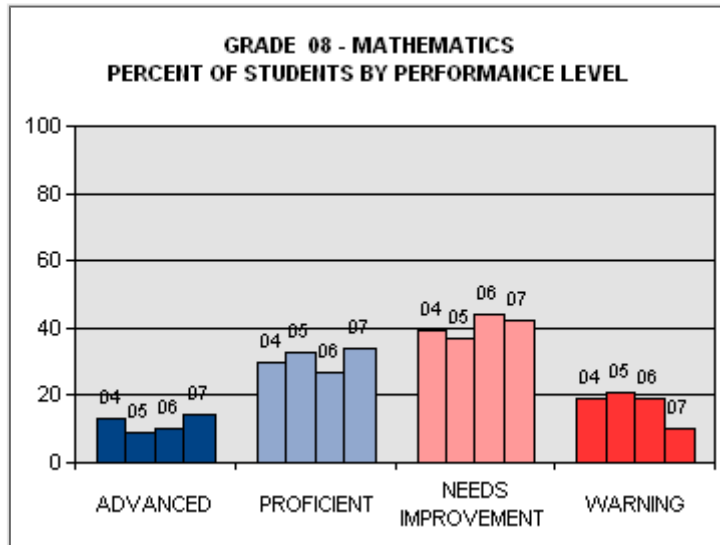


**MCAS Annual Comparisons for Central Tree Middle - Wachusett (07750310)**

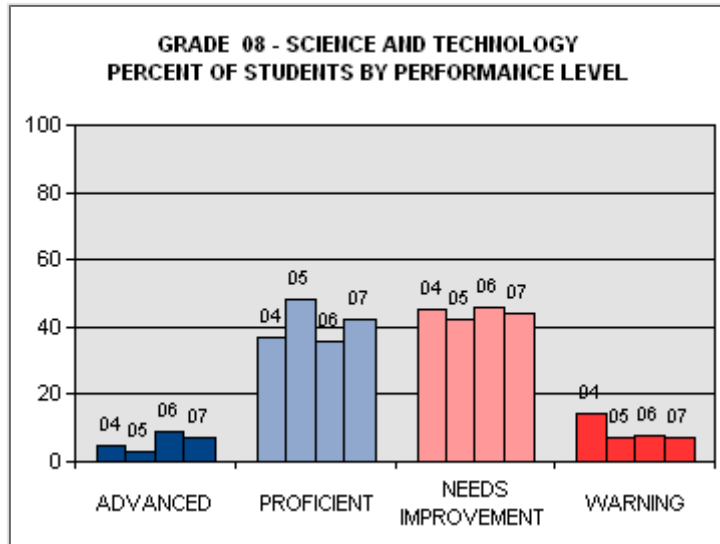
GRADE 08 ENGLISH LANGUAGE ARTS		
PERFORMANCE LEVEL	2006	2007
ADVANCED	13	18
PROFICIENT	72	70
NEEDS IMPROVEMENT	14	10
WARNING	1	1



GRADE 08 MATHEMATICS				
PERFORMANCE LEVEL	2004	2005	2006	2007
ADVANCED	13	9	10	14
PROFICIENT	30	33	27	34
NEEDS IMPROVEMENT	39	37	44	42
WARNING	19	21	19	10

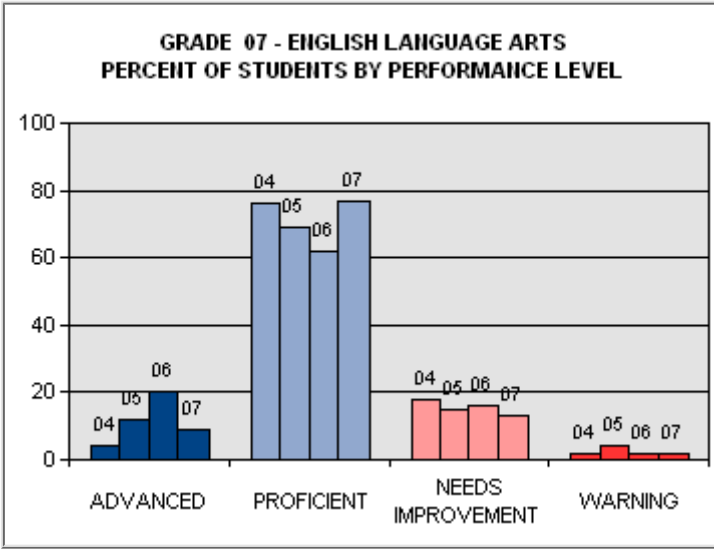


GRADE 08 SCIENCE AND TECHNOLOGY				
PERFORMANCE LEVEL	2004	2005	2006	2007
ADVANCED	5	3	9	7
PROFICIENT	37	48	36	42
NEEDS IMPROVEMENT	45	42	46	44
WARNING	14	7	8	7



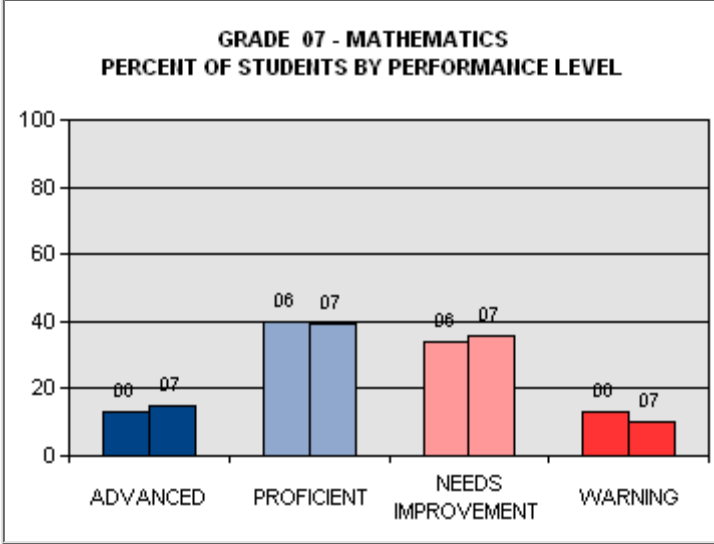
**GRADE 07 ENGLISH LANGUAGE ARTS  
PERFORMANCE 2004 2005 2006 2007  
LEVEL**

<b>ADVANCED</b>	4	12	20	9
<b>PROFICIENT</b>	76	69	62	77
<b>NEEDS IMPROVEMENT</b>	18	15	16	13
<b>WARNING</b>	2	4	2	2



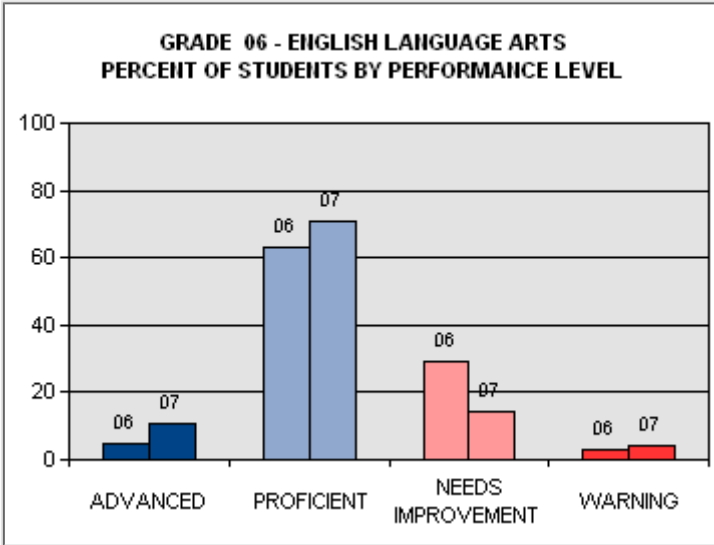
**GRADE 07 MATHEMATICS  
PERFORMANCE LEVEL 2006 2007**

<b>ADVANCED</b>	13	15
<b>PROFICIENT</b>	40	39
<b>NEEDS IMPROVEMENT</b>	34	36
<b>WARNING</b>	13	10

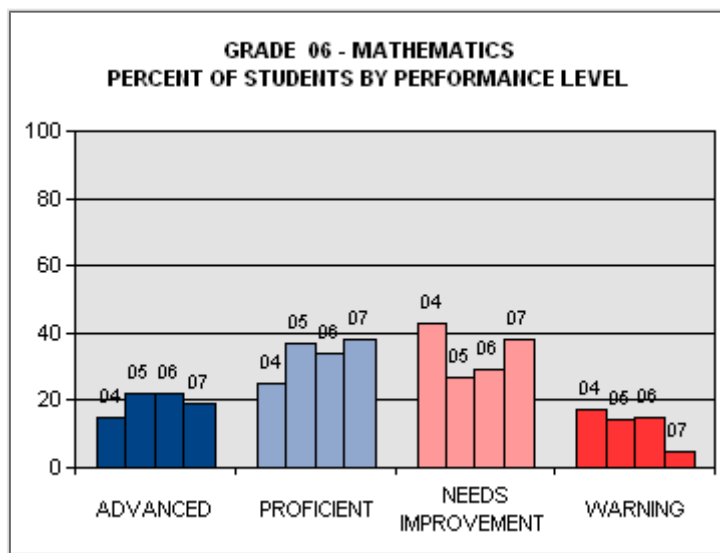


**GRADE 06 ENGLISH LANGUAGE ARTS  
PERFORMANCE LEVEL 2006 2007**

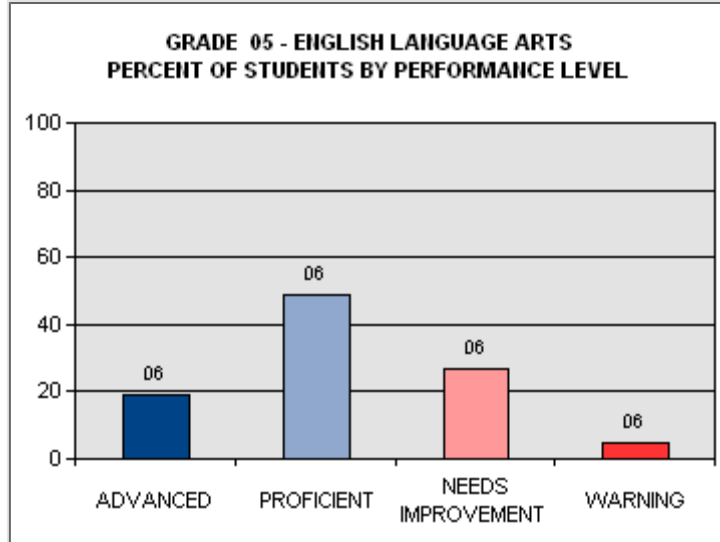
<b>ADVANCED</b>	5	11
<b>PROFICIENT</b>	63	71
<b>NEEDS IMPROVEMENT</b>	29	14
<b>WARNING</b>	3	4



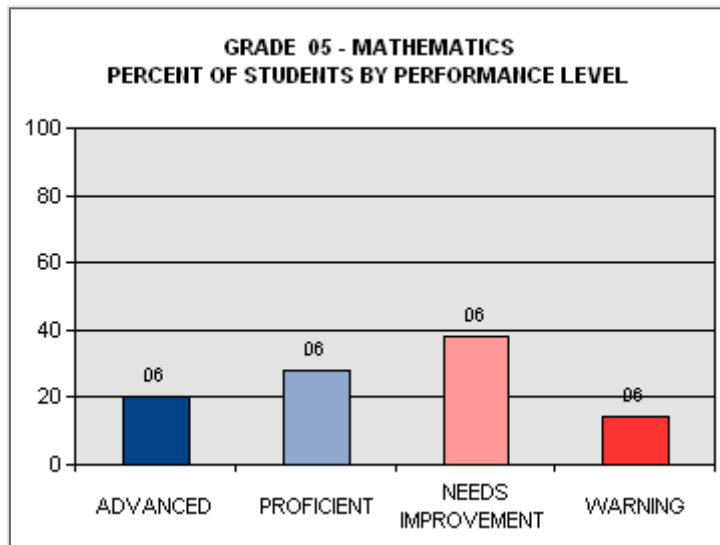
GRADE 06 MATHEMATICS				
PERFORMANCE LEVEL	2004	2005	2006	2007
ADVANCED	15	22	22	19
PROFICIENT	25	37	34	38
NEEDS IMPROVEMENT	43	27	29	38
WARNING	17	14	15	5



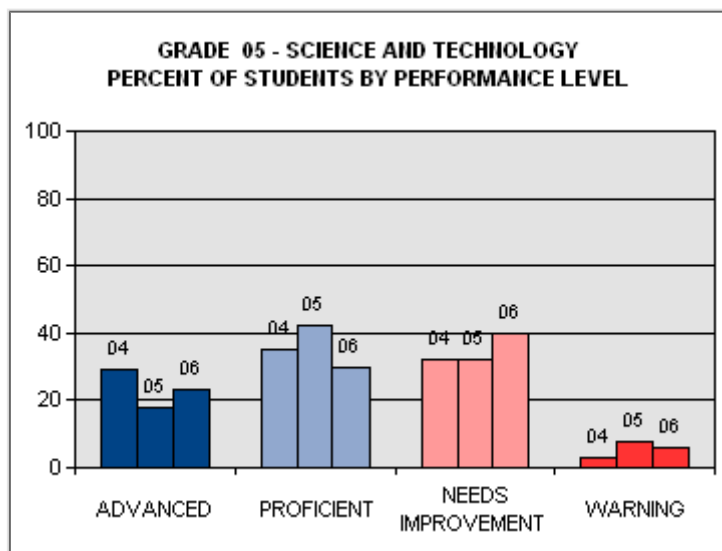
GRADE 05 ENGLISH LANGUAGE ARTS	
PERFORMANCE LEVEL	2006
ADVANCED	19
PROFICIENT	49
NEEDS IMPROVEMENT	27
WARNING	5



GRADE 05 MATHEMATICS	
PERFORMANCE LEVEL	2006
ADVANCED	20
PROFICIENT	28
NEEDS IMPROVEMENT	38
WARNING	14



GRADE 05 SCIENCE AND TECHNOLOGY			
PERFORMANCE LEVEL	2004	2005	2006
ADVANCED	29	18	23
PROFICIENT	35	42	30
NEEDS IMPROVEMENT	32	32	40
WARNING	3	8	6



\* Results on the annual comparison charts for years 2004 and 2005 may differ slightly from the reports released in those years, because new rules adopted since 2006 were applied to the 2004 and 2005 data to allow valid comparisons. The original MCAS data are still archived as they were released under the 2004 and 2005 results.

Data Last Updated on October 4, 2007