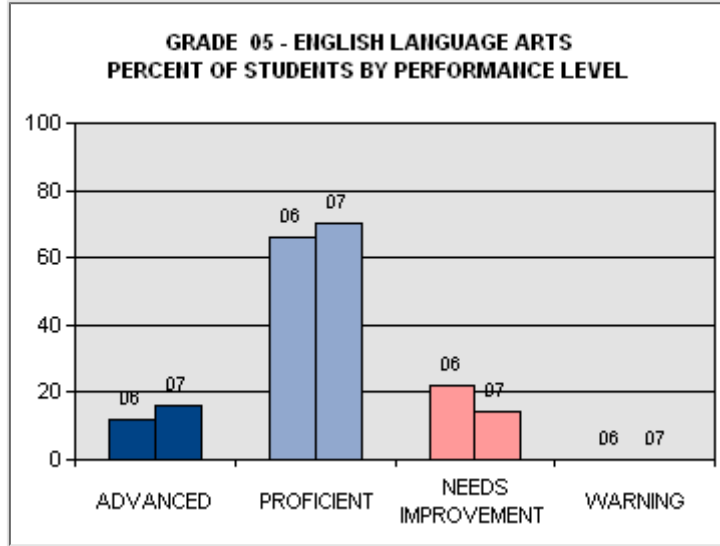
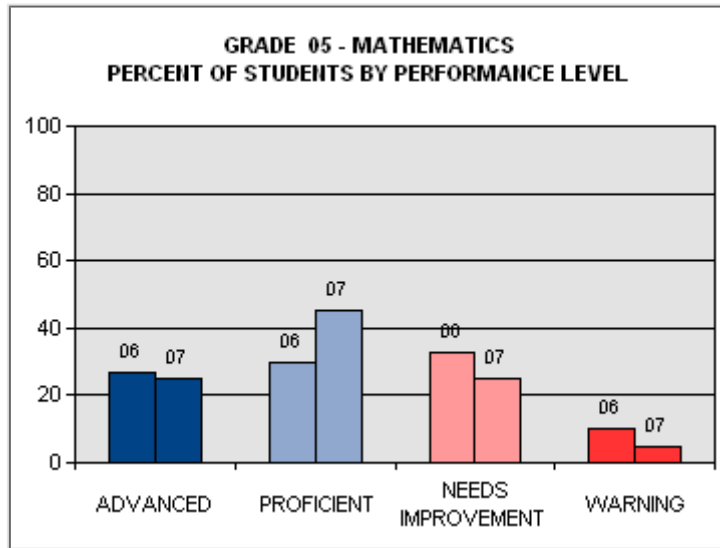


**MCAS Annual Comparisons for Dawson - Wachusett (07750020)**

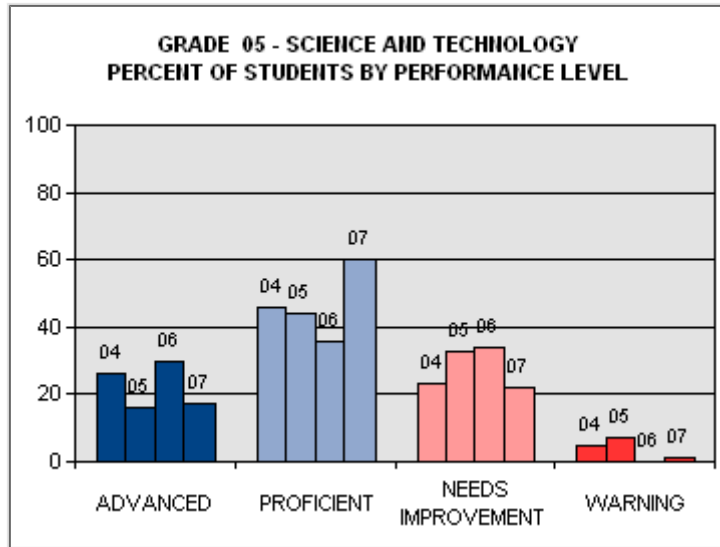
GRADE 05 ENGLISH LANGUAGE ARTS		
PERFORMANCE LEVEL	2006	2007
ADVANCED	12	16
PROFICIENT	66	70
NEEDS IMPROVEMENT	22	14
WARNING	0	0



GRADE 05 MATHEMATICS		
PERFORMANCE LEVEL	2006	2007
ADVANCED	27	25
PROFICIENT	30	45
NEEDS IMPROVEMENT	33	25
WARNING	10	5

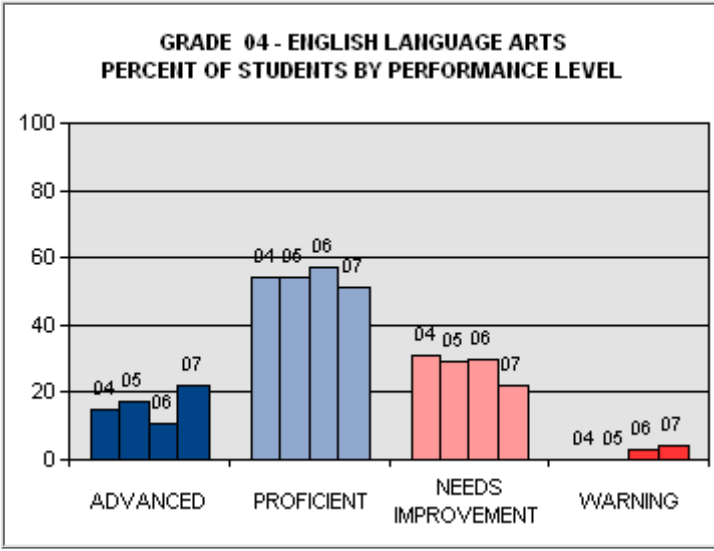


GRADE 05 SCIENCE AND TECHNOLOGY				
PERFORMANCE LEVEL	2004	2005	2006	2007
ADVANCED	26	16	30	17
PROFICIENT	46	44	36	60
NEEDS IMPROVEMENT	23	33	34	22
WARNING	5	7	0	1



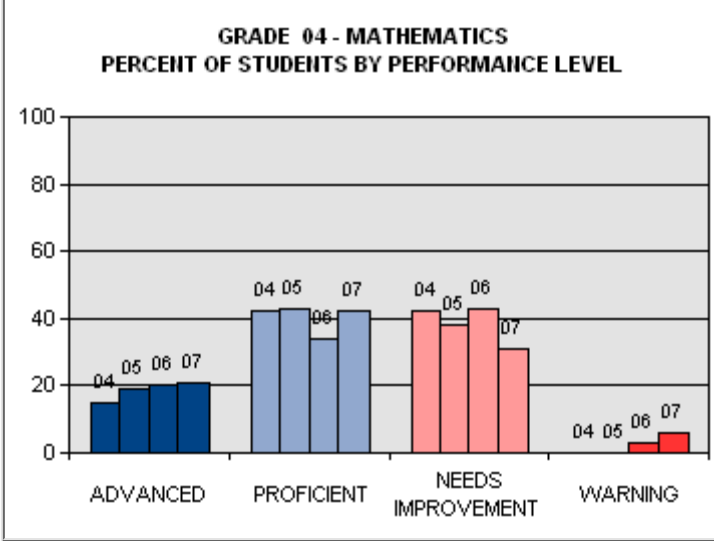
**GRADE 04 ENGLISH LANGUAGE ARTS  
PERFORMANCE 2004 2005 2006 2007  
LEVEL**

ADVANCED	15	17	11	22
PROFICIENT	54	54	57	51
NEEDS IMPROVEMENT	31	29	30	22
WARNING	0	0	3	4



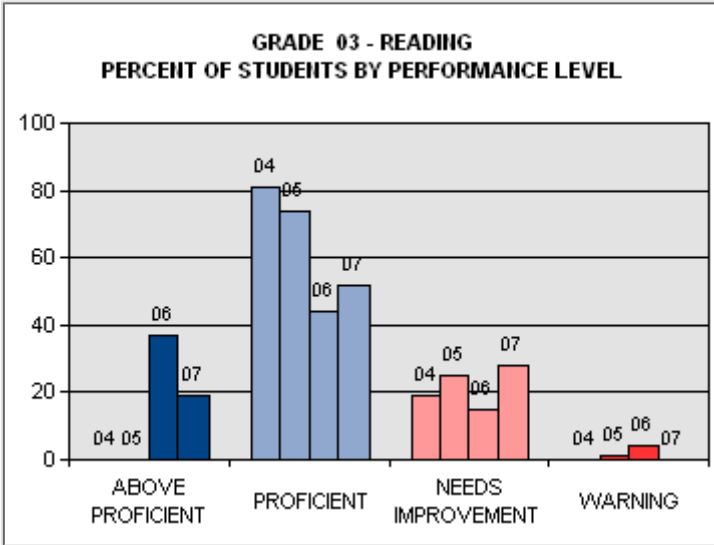
**GRADE 04 MATHEMATICS  
PERFORMANCE 2004 2005 2006 2007  
LEVEL**

ADVANCED	15	19	20	21
PROFICIENT	42	43	34	42
NEEDS IMPROVEMENT	42	38	43	31
WARNING	0	0	3	6

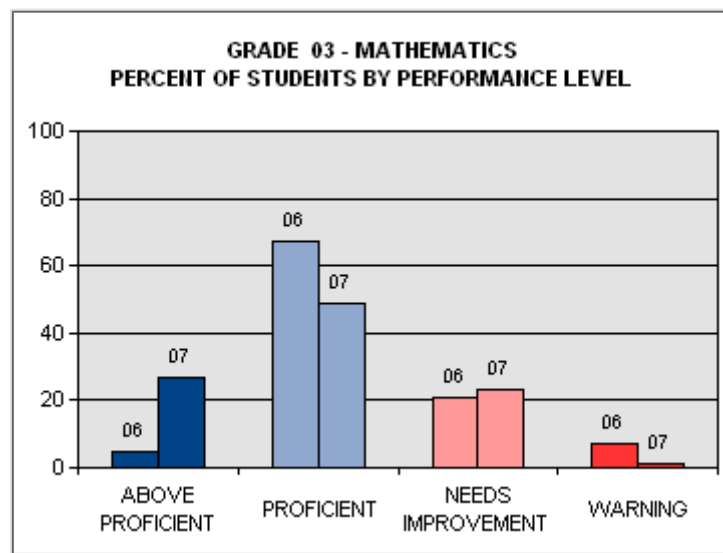


**GRADE 03 READING  
PERFORMANCE 2004 2005 2006 2007  
LEVEL**

ABOVE PROFICIENT	0	0	37	19
PROFICIENT	81	74	44	52
NEEDS IMPROVEMENT	19	25	15	28
WARNING	0	1	4	0



GRADE 03 MATHEMATICS		
PERFORMANCE LEVEL	2006	2007
ABOVE PROFICIENT	5	27
PROFICIENT	67	49
NEEDS IMPROVEMENT	21	23
WARNING	7	1



\* Results on the annual comparison charts for years 2004 and 2005 may differ slightly from the reports released in those years, because new rules adopted since 2006 were applied to the 2004 and 2005 data to allow valid comparisons. The original MCAS data are still archived as they were released under the 2004 and 2005 results.

Data Last Updated on October 4, 2007