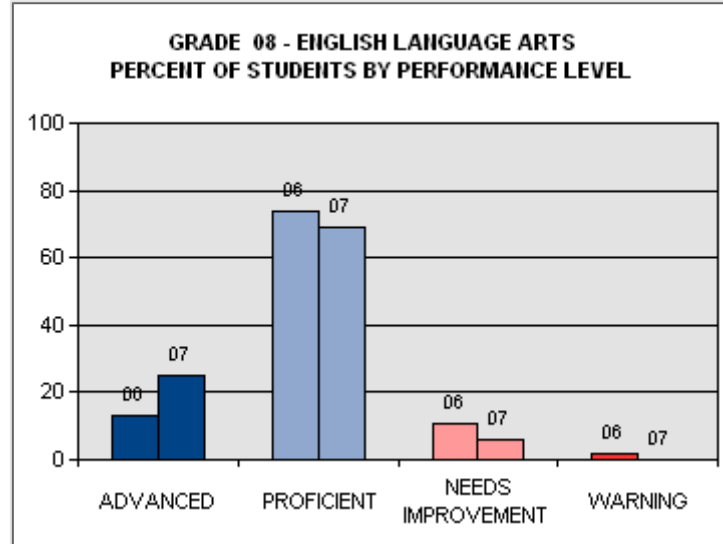
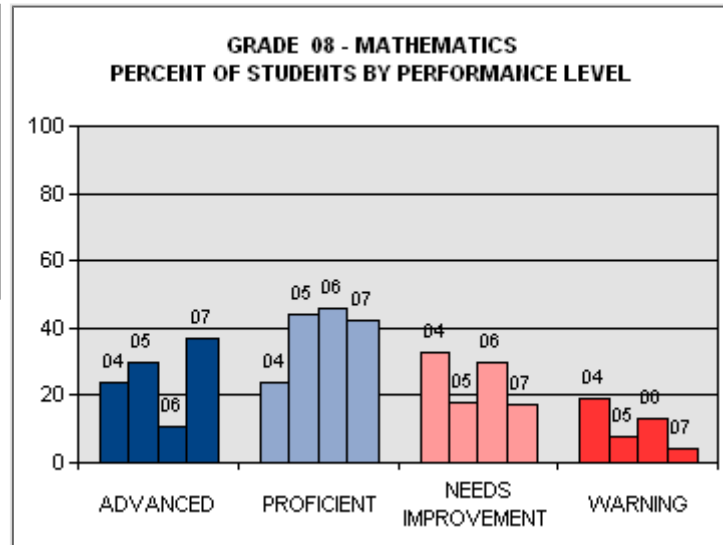


**MCAS Annual Comparisons for Thomas Prince - Wachusett (07750045)**

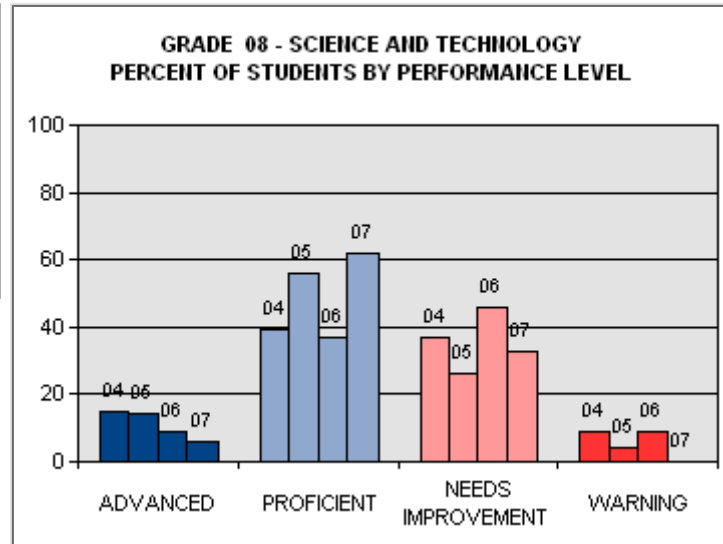
GRADE 08 ENGLISH LANGUAGE ARTS		
PERFORMANCE LEVEL	2006	2007
ADVANCED	13	25
PROFICIENT	74	69
NEEDS IMPROVEMENT	11	6
WARNING	2	0



GRADE 08 MATHEMATICS				
PERFORMANCE LEVEL	2004	2005	2006	2007
ADVANCED	24	30	11	37
PROFICIENT	24	44	46	42
NEEDS IMPROVEMENT	33	18	30	17
WARNING	19	8	13	4

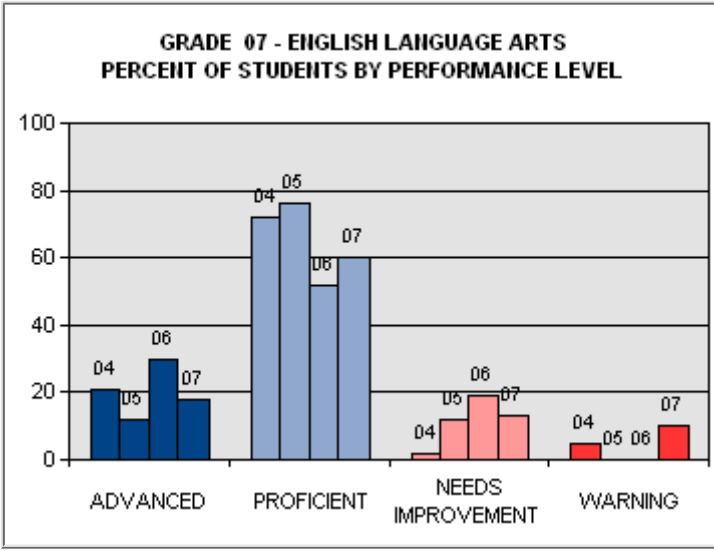


GRADE 08 SCIENCE AND TECHNOLOGY				
PERFORMANCE LEVEL	2004	2005	2006	2007
ADVANCED	15	14	9	6
PROFICIENT	39	56	37	62
NEEDS IMPROVEMENT	37	26	46	33
WARNING	9	4	9	0



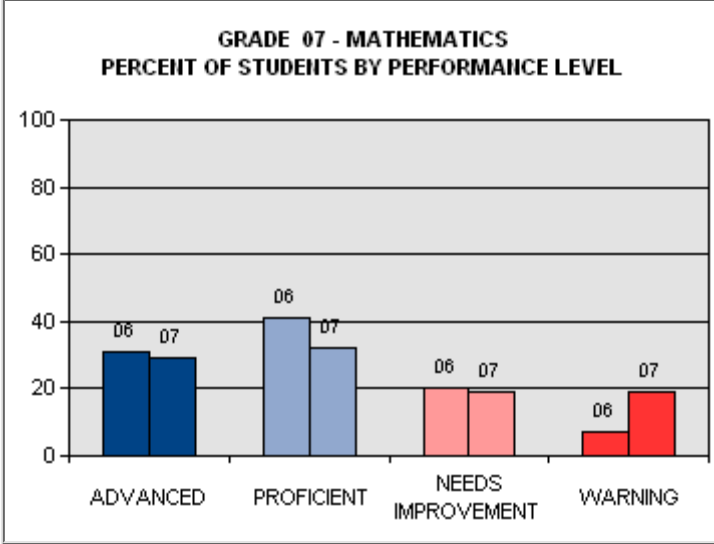
**GRADE 07 ENGLISH LANGUAGE ARTS  
PERFORMANCE 2004 2005 2006 2007  
LEVEL**

<b>ADVANCED</b>	21	12	30	18
<b>PROFICIENT</b>	72	76	52	60
<b>NEEDS IMPROVEMENT</b>	2	12	19	13
<b>WARNING</b>	5	0	0	10



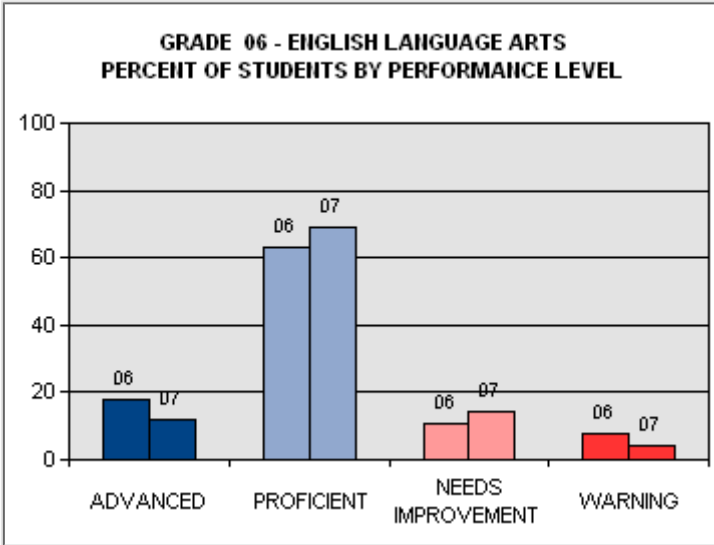
**GRADE 07 MATHEMATICS  
PERFORMANCE LEVEL 2006 2007**

<b>ADVANCED</b>	31	29
<b>PROFICIENT</b>	41	32
<b>NEEDS IMPROVEMENT</b>	20	19
<b>WARNING</b>	7	19

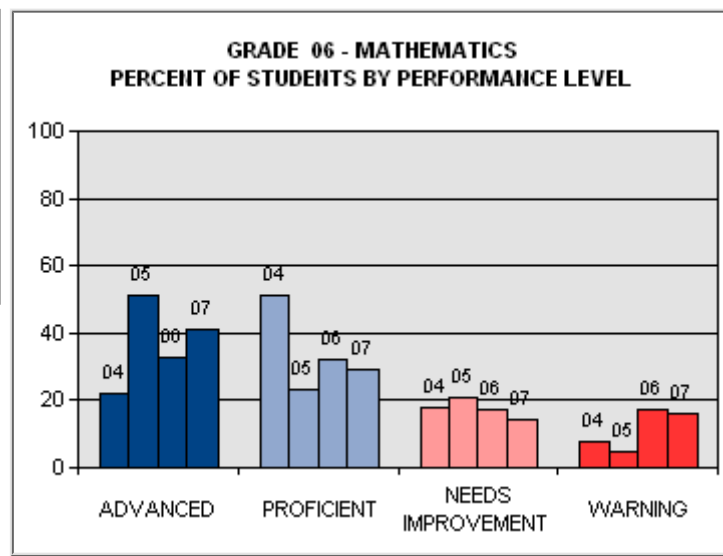


**GRADE 06 ENGLISH LANGUAGE ARTS  
PERFORMANCE LEVEL 2006 2007**

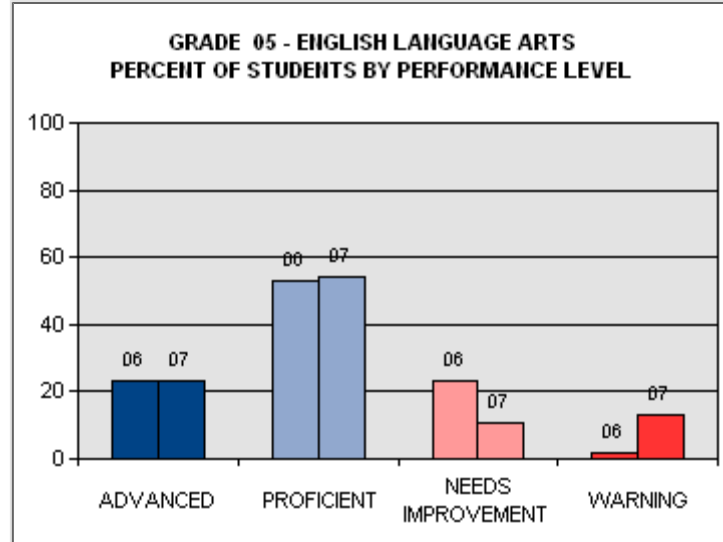
<b>ADVANCED</b>	18	12
<b>PROFICIENT</b>	63	69
<b>NEEDS IMPROVEMENT</b>	11	14
<b>WARNING</b>	8	4



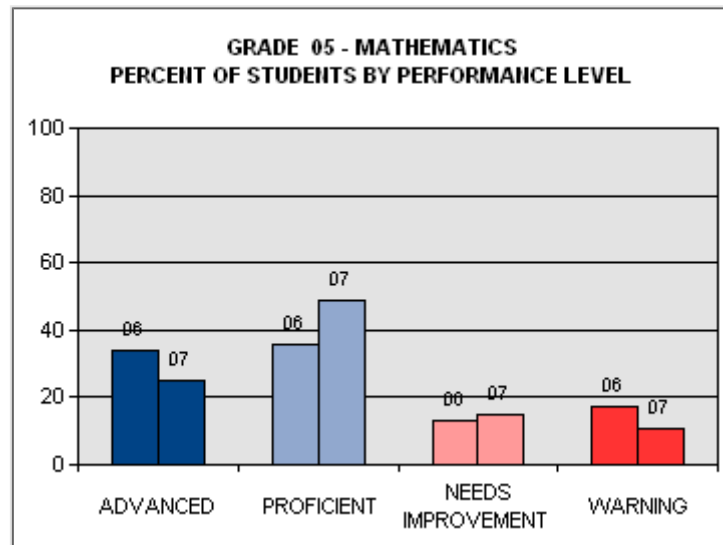
GRADE 06 MATHEMATICS				
PERFORMANCE LEVEL	2004	2005	2006	2007
ADVANCED	22	51	33	41
PROFICIENT	51	23	32	29
NEEDS IMPROVEMENT	18	21	17	14
WARNING	8	5	17	16



GRADE 05 ENGLISH LANGUAGE ARTS		
PERFORMANCE LEVEL	2006	2007
ADVANCED	23	23
PROFICIENT	53	54
NEEDS IMPROVEMENT	23	11
WARNING	2	13

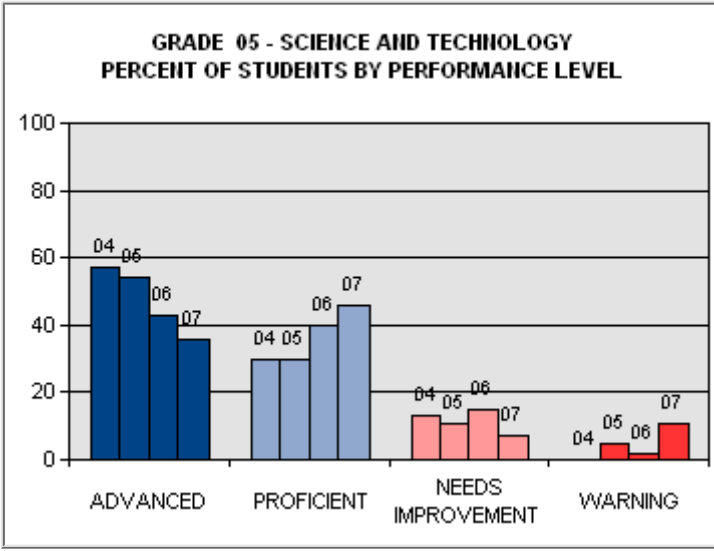


GRADE 05 MATHEMATICS		
PERFORMANCE LEVEL	2006	2007
ADVANCED	34	25
PROFICIENT	36	49
NEEDS IMPROVEMENT	13	15
WARNING	17	11



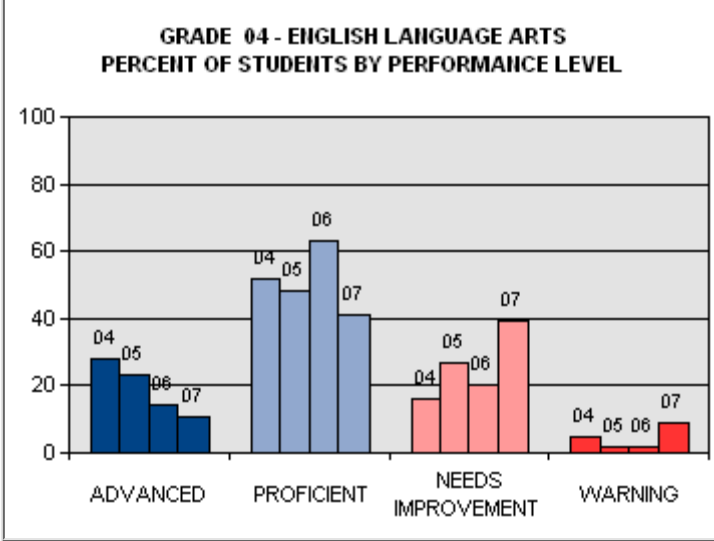
**GRADE 05 SCIENCE AND TECHNOLOGY  
PERFORMANCE 2004 2005 2006 2007  
LEVEL**

<b>ADVANCED</b>	57	54	43	36
<b>PROFICIENT</b>	30	30	40	46
<b>NEEDS IMPROVEMENT</b>	13	11	15	7
<b>WARNING</b>	0	5	2	11



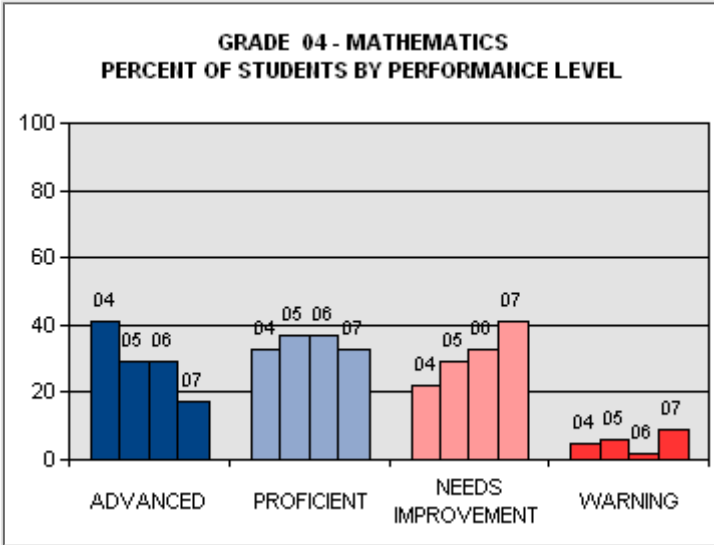
**GRADE 04 ENGLISH LANGUAGE ARTS  
PERFORMANCE 2004 2005 2006 2007  
LEVEL**

<b>ADVANCED</b>	28	23	14	11
<b>PROFICIENT</b>	52	48	63	41
<b>NEEDS IMPROVEMENT</b>	16	27	20	39
<b>WARNING</b>	5	2	2	9

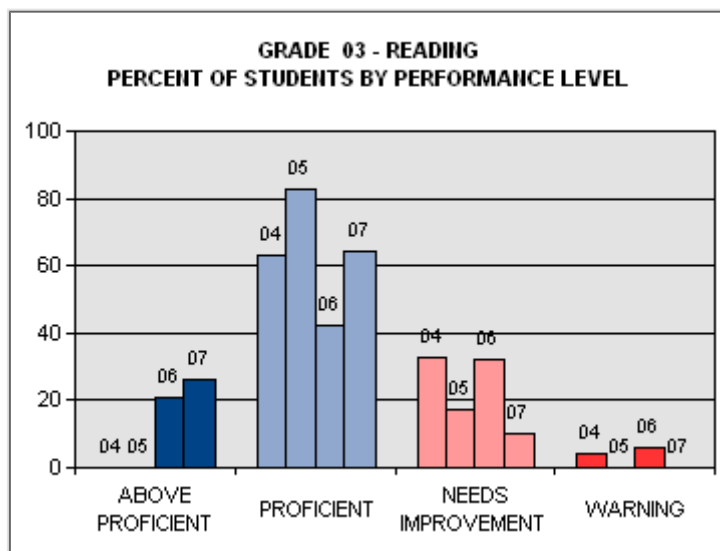


**GRADE 04 MATHEMATICS  
PERFORMANCE 2004 2005 2006 2007  
LEVEL**

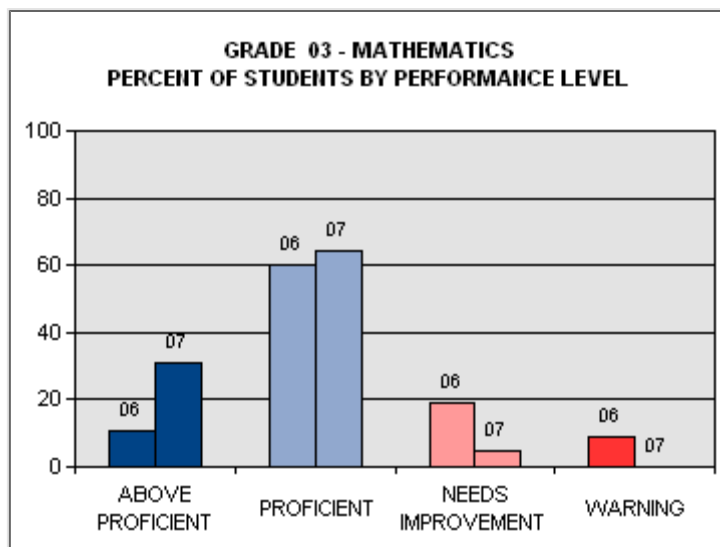
<b>ADVANCED</b>	41	29	29	17
<b>PROFICIENT</b>	33	37	37	33
<b>NEEDS IMPROVEMENT</b>	22	29	33	41
<b>WARNING</b>	5	6	2	9



GRADE 03 READING				
PERFORMANCE LEVEL	2004	2005	2006	2007
ABOVE PROFICIENT	0	0	21	26
PROFICIENT	63	83	42	64
NEEDS IMPROVEMENT	33	17	32	10
WARNING	4	0	6	0



GRADE 03 MATHEMATICS		
PERFORMANCE LEVEL	2006	2007
ABOVE PROFICIENT	11	31
PROFICIENT	60	64
NEEDS IMPROVEMENT	19	5
WARNING	9	0



\* Results on the annual comparison charts for years 2004 and 2005 may differ slightly from the reports released in those years, because new rules adopted since 2006 were applied to the 2004 and 2005 data to allow valid comparisons. The original MCAS data are still archived as they were released under the 2004 and 2005 results.

Data Last Updated on October 4, 2007